



## **Durability testing of low clinker blends - chloride ingress in similar strength mortar exposed to seawater**

**Geiker, Mette Rica; De Weerd, Klaartje; Garzón, Sergio Ferreiro; Jensen, Mads Mønster; Johannesson, Björn ; Michel, Alexander**

*Published in:*  
Proceedings of the XXIII Nordic Concrete Research Symposium

*Publication date:*  
2017

*Document Version*  
Publisher's PDF, also known as Version of record

[Link back to DTU Orbit](#)

*Citation (APA):*  
Geiker, M. R., De Weerd, K., Garzón, S. F., Jensen, M. M., Johannesson, B., & Michel, A. (2017). Durability testing of low clinker blends - chloride ingress in similar strength mortar exposed to seawater. In Proceedings of the XXIII Nordic Concrete Research Symposium (pp. 97-100). Norsk Betongforening.

---







### **General rights**

Copyright and moral rights for the publications made accessible in the public portal are retained by the authors and/or other copyright owners and it is a condition of accessing publications that users recognise and abide by the legal requirements associated with these rights.

- Users may download and print one copy of any publication from the public portal for the purpose of private study or research.
- You may not further distribute the material or use it for any profit-making activity or commercial gain
- You may freely distribute the URL identifying the publication in the public portal

If you believe that this document breaches copyright please contact us providing details, and we will remove access to the work immediately and investigate your claim.

## Durability testing of low clinker binders, chloride ingress in similar strength mortars exposed to seawater

	<p>Mette Rica Geiker, M.Sc., Ph.D. Professor, Department of Structural Engineering, Norwegian University of Science and Technology, NO-7491 Trondheim, Visiting Professor, Department of Civil Engineering, Technical University of Denmark, Brovej 118, DK-2800 Kgs. Lyngby, e-mail: <a href="mailto:mette.geiker@ntnu.no">mette.geiker@ntnu.no</a></p>
	<p>Klaartje De Weerd M.Sc., Ph.D., Associate Professor Department of Structural Engineering, Norwegian University of Science and Technology, NO-7491 Trondheim, Norway e-mail: <a href="mailto:klaarte.d.weerd@ntnu.no">klaarte.d.weerd@ntnu.no</a></p>
	<p>Sergio Ferreiro Garzón M.Sc., Ph.D., Chemical Engineer Research and Development Center, Cementir Holding S.p.A. Aalborg Portland, 9220 Aalborg, Denmark e-mail: <a href="mailto:sergio.f.garzon@aalborgportland.com">sergio.f.garzon@aalborgportland.com</a></p>
	<p>Mads Mønster Jensen M.Sc., Ph.D. Department of Civil Engineering, Technical University of Denmark, Brovej 118, DK-2800 Kgs. Lyngby, Denmark e-mail: <a href="mailto:mmej@byg.dtu.dk">mmej@byg.dtu.dk</a></p>
	<p>Björn Johannesson M.Sc., Ph.D., Professor Department of Building Technology, Linnæus University e-mail: <a href="mailto:bjorn.johannesson@lnu.se">bjorn.johannesson@lnu.se</a></p>
	<p>Alexander Michel M.Sc., M.Sc., Ph.D., Assistant Professor Department of Civil Engineering, Technical University of Denmark, Brovej 118, DK-2800 Kgs. Lyngby, Denmark e-mail: <a href="mailto:almic@byg.dtu.dk">almic@byg.dtu.dk</a></p>

### ABSTRACT

Resistance to chloride ingress of ten different binders was investigated. Most of the binders were prepared with 35% substitution of a new clinker by limestone filler, calcined clay, burnt shale and/or siliceous fly ash. Mortar samples with similar design compressive strength after 90 days were exposed to artificial sea-water for 270 days. The results indicate that the use of alternative binders may lead to up to around 15% reduction in CO<sub>2</sub> emission without compromising 90 days compressive strength and resistance to chloride ingress in marine exposure.

**Key words:** Cement, Chlorides, Supplementary Cementitious Materials (SCM)

## 1. INTRODUCTION

It is well known that cement production is responsible for around 5% of the total anthropogenic CO<sub>2</sub> emissions. Reduced clinker content is generally associated with lower CO<sub>2</sub> emission. The purpose of this paper is to investigate the resistance to chloride ingress of low clinker binders in similar strength mortars. Well hydrated mortars were exposed to seawater for 270 days and chloride profiles were determined by profile grinding and titration.

## 2. EXPERIMENTAL

Total chloride profiles were measured on mortar samples which were cast, cured and analysed according to procedures reported recently [2]. The chemical compositions of the binder constituents determined by XRF are given in Table 1. The binder compositions are given in Table 2. These binder compositions include hemihydrate, which is excluded when calculating clinker replacement according to EN 197-1 [1]. A binder composition typical for a Danish ready-mixed concrete for aggressive environments and strength class C35 was used as reference. The mortar compositions are given in Table 3. The mortars were designed to have similar compressive strength at 90 days; this led to variation in w/b. The mix design was based on 90 days compressive strength data according to EN 196-1 [3] (Table 2) and Bolomey's equation [4]. The paste volume was kept constant, and the SP content was adjusted to obtain fresh mortar flow comparable to the reference (R1). The CO<sub>2</sub> emissions per ton of binder (Table 3) were estimated considering hemihydrate, fly ash and burnt shale as CO<sub>2</sub> neutral, and assuming 0.85 t CO<sub>2</sub>/t of clinker, 0.1 t CO<sub>2</sub>/t of limestone filler, and 0.27 t CO<sub>2</sub>/t of calcined clay. The CO<sub>2</sub> reductions were calculated considering the CO<sub>2</sub> emissions from each constituent and the w/b variations. Mixing was undertaken according to EN 196-1 [3], except that the mixing procedure was adjusted to include the delayed addition of a polycarboxylate ether based superplasticizer (SP). The mortar was cast in 125 ml plastic bottles (ø 50.5 mm). A small amount of water was added on top of the mortar to ensure saturated conditions. After 90 days curing, approximately 5 mm was cut from the bottom surface and the remaining surfaces were sealed by epoxy. The samples were re-saturated and finally exposed to artificial seawater with a composition according to ASTM D1141-3 [5]. Twelve samples were submerged in 2.5 L. The exposure solution was exchanged after 14 and 28 days and thereafter every 30 days. After 270 days of exposure, chloride ingress was determined by profile grinding and titration.

*Table 1 - Chemical composition of binder constituents (main oxides) in [%] by mass.*

	RAPID	Clinker in RAPID	New clinker	Calcined clay	Limestone filler	Burnt Shale	Fly ash
SiO <sub>2</sub>	19.4	20.2	19.5	62.5	12.7	34.2	55.0
Al <sub>2</sub> O <sub>3</sub>	5.4	5.5	6.1	16.6	3.6	8.2	19.9
Fe <sub>2</sub> O <sub>3</sub>	3.8	4.0	3.3	9.4	1.8	4.8	5.5
CaO	63.2	65.4	66.0	0.8	44.0	30.1	4.5
MgO	0.94	0.80	0.92	2.95	0.60	5.59	1.81
K <sub>2</sub> O	0.34	0.54	0.52	2.82	0.58	4.38	2.16
Na <sub>2</sub> O	0.26	0.21	0.25	1.95	0.23	0.11	1.12
SO <sub>3</sub>	3.4	1.5	1.6	0.4	0.4	5.6	0.4
LOI	2.6	0.24	0.47	2.39	35	4.55	3.2

Table 2 - Binder compositions in [%] by mass and mean and standard deviation of compressive strength at 90 days [MPa] determined in mortar according to EN 196-1 ( $w/b=0.5$ ), but normalized to 2% air content.

id	Fly ash	New clinker	Hemi-hydrate	RAPID	Burnt shale	Calcined clay	Limestone filler	90 days strength
R1	16.7			83.3				$67.9 \pm 0.9$
B1	16.7	76.5	2.8				4.0	$67.2 \pm 2.3$
B2	18.2	63.7	2.3				15.8	$62.1 \pm 1.5$
B3	18.2	63.7	2.3				15.8	$64.5 \pm 1.1$
B4	19.0	63.7	1.5		7.9		7.9	$67.2 \pm 0.7$
B5	19.4	63.7	1.1		11.9		4.0	$66.3 \pm 2.0$
B6		63.7	2.3				34.0	$58.2 \pm 1.4$
B7		63.7	2.3			25.5	8.5	$79.3 \pm 2.8$
B8		63.7	2.3			34.0		$71.6 \pm 0.9$
B9	7.5	58.9	2.2			15.7	15.7	$72.0 \pm 1.5$

Table 3 – Mortar compositions (adjusted to same compressive strength) and CO<sub>2</sub> emission. The calculated CO<sub>2</sub> reductions combine the impact of binder composition and  $w/b$ .

id	Binder [g]	SP [g]	Demineralized water [g]	Sand [g]	$w/b$ [-]	CO <sub>2</sub> [t/t binder]	CO <sub>2</sub> reduction [%]
R1	450.0		225.0	1350	0.50	0.65	0
B1	452.6		224.5	1350	0.50	0.65	0
B2	464.2	1.02	216.3	1350	0.47	0.56	13
B3	456.8	0.59	219.2	1350	0.48	0.56	14
B4	448.8	0.83	222.0	1350	0.50	0.55	17
B5	451.7	1.35	220.7	1350	0.49	0.55	17
B6	482.9	1.79	213.3	1350	0.44	0.58	6.2
B7	416.7	0.45	233.1	1350	0.56	0.62	13
B8	434.2	2.37	224.2	1350	0.52	0.63	7.2
B9	433.6	0.38	226.2	1350	0.52	0.56	18

### 3. RESULTS AND DISCUSSION

Chloride ingress profiles after 270 days exposure to seawater of mortars with comparable design compressive strength at 90 days are shown in Figure 1. The maximum total chloride concentration is found at a depth of approximately 2-3 mm for all mortar samples, while a decreased total chloride concentration is observed at the surface. The effect is explained by leaching and other phase changes causing a reduced binding capacity, see e.g. [6,7]. The ingress depths are comparable for all binders, except for the binder with 34% limestone filler (B6), which exhibited a very low ingress resistance. The alternative binders appear to exhibit a higher total chloride content, indicating an increased binding capacity compared to the reference blend (R1). Furthermore, the beneficial impact of calcined clay (B7-B9) is illustrated in Figure 1 (right). The binding capacity for these blends is increased while the ingress depth is decreased, compared to the binder with only limestone filler (B6). The observations are in agreement with earlier findings, see e.g. [8].

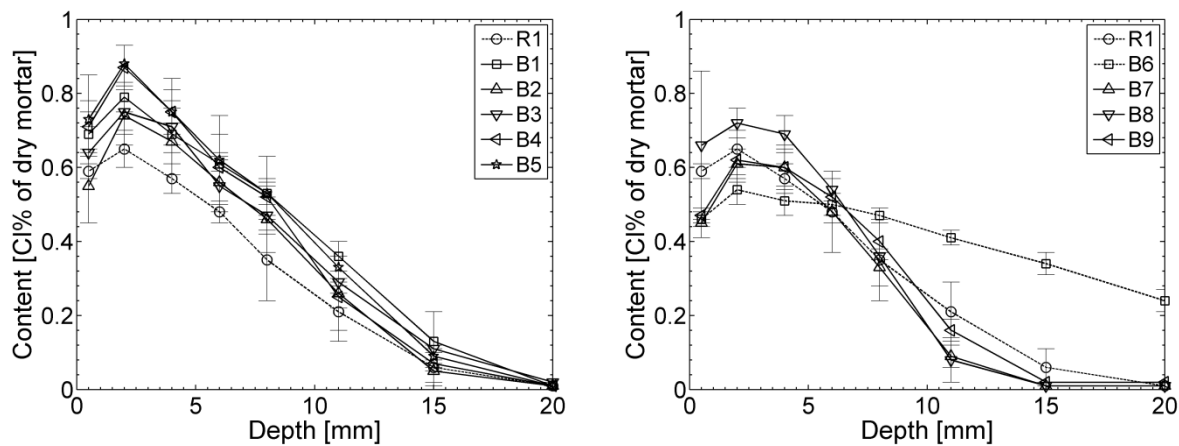


Figure 1 – Chloride profiles after 270 days exposure to artificial sea water at 20°C.

#### 4. CONCLUSIONS

Based on the present investigation and assumptions, up to around 15% reduction in CO<sub>2</sub> emission from binder production might be obtained for selected binders without compromising the 90 days compressive strength and resistance to chloride ingress in marine exposure by using alternative binders instead of a binder composition typical for a Danish ready-mixed concrete for aggressive environments and strength class C35. Due to varying degree of reaction at testing the long-term chloride resistance needs to be documented. Other issues to be considered are e.g. carbonation resistance and conditions for reinforcement corrosion.

#### ACKNOWLEDGEMENTS

The work was undertaken as part of the project "Green transition of cement and concrete production" ("Grøn Beton II"). The financial support from the Danish Innovation Fond (InnovationsFonden) and the contribution from project partners are acknowledged.

#### REFERENCES

- [1] DS/EN 197-1 4 ed., Cement – Part 1: composition, specification and conformity criteria for common cements, The Danish Standards Association (2012)
- [2] De Weerd, K., Geiker, M.R., "Comparing chloride ingress in Portland cement based binders with slag or fly ash exposed to seawater and deicing salt". In preparation (2017)
- [3] DS/EN 196-1, Method of testing cement – Part 1: Determination of strength. The Danish Standards Association (2005)
- [4] A. D. Herholdt, C. F. P. Justesen, P. N. Christensen, A. Nielsen. Beton-Bogen, Cementfabrikkernes tekniske oplysningskontor, Aalborg Portland, 2<sup>nd</sup> edition (1985). ISBN 87-980916-0-8.
- [5] ASTM D1141 – 98, standard practice for the Preparation of Substitute Ocean Water, 1998 (2013)
- [6] De Weerd, K., Orsakova, D., Muller, A.C.A, Larsen, C.K, Pedersen, B.; Geiker, M.R., "Towards the understanding of chloride profiles in marine exposed concrete, impact of leaching and moisture content". Construction and Building Materials. vol. 120, (2016)
- [7] Jakobsen, U.H., De Weerd, K., Geiker, M.R., "Elemental zonation in marine concrete", Cement and Concrete Research. vol. 85 (2016)
- [8] Shi, Z., Geiker, M.R., Lothenbach, B., De Weerd, K., Ferreiro Garzón, S. Enemark-Rasmussen, K., Skibsted, J., "Friedel's salt profiles from thermogravimetric analysis and thermodynamic modelling of Portland cement-based mortars exposed to sodium chloride solution", Cem. Concr. Compos. vol. 78, pp. 73 - 83 (2017)