



Electrically Pumped 1.136 μm GaAsBi/AlGaAs Quantum Well Lasers Grown by Molecular Beam Epitaxy

Wu, Xiaoyan; Pan, Wenwu; Liu, Juanjuan; Li, Yaoyao; Cao, Chunfang; Ou, Haiyan; Wang, Shumin

Publication date:
2017

Document Version
Publisher's PDF, also known as Version of record

[Link back to DTU Orbit](#)

Citation (APA):
Wu, X., Pan, W., Liu, J., Li, Y., Cao, C., Ou, H., & Wang, S. (2017). *Electrically Pumped 1.136 μm GaAsBi/AlGaAs Quantum Well Lasers Grown by Molecular Beam Epitaxy*. Abstract from 19th European Workshop on Molecular Beam Epitaxy, St. Petersburg, Russian Federation.

General rights

Copyright and moral rights for the publications made accessible in the public portal are retained by the authors and/or other copyright owners and it is a condition of accessing publications that users recognise and abide by the legal requirements associated with these rights.

- Users may download and print one copy of any publication from the public portal for the purpose of private study or research.
- You may not further distribute the material or use it for any profit-making activity or commercial gain
- You may freely distribute the URL identifying the publication in the public portal

If you believe that this document breaches copyright please contact us providing details, and we will remove access to the work immediately and investigate your claim.

Electrically Pumped 1.136 μm GaAsBi/AlGaAs Quantum Well Lasers Grown by Molecular Beam Epitaxy

Xiaoyan Wu^{1,2,3}, Wenwu Pan^{1,2}, Juanjuan Liu^{1,2}, Yaoyao Li^{1*}, Chunfang Cao¹, Haiyan Ou³,
and Shumin Wang^{1,4*}

¹State Key Laboratory of Functional Materials for Informatics, Shanghai Institute of
Microsystem and Information Technology, CAS, Shanghai 200050, China

²University of Chinese Academy of Sciences, Beijing 100049, China

³Department of Photonics Engineering, Technical University of Denmark, 2800 Kgs. Lyngby,
Denmark

⁴Department of Microtechnology and Nanoscience, Chalmers University of Technology,
41296 Gothenburg, Sweden

*Corresponding authors: yyli@mai.sim.ac.cn, shumin@mail.sim.ac.cn

Current InP based laser diodes (LDs) are widely used in wavelength division multiplexing (WDM) optical communication system, despite the limitations of the low characteristic temperature ($T_0=60$ K) and the wavelength fluctuation depending on the ambient temperature. To overcome these limitations, GaAsBi LDs are attracting increasing interest due to the suppressed Auger recombination, inter-valence band absorption (IVBA) [1] and temperature insensitive band gap [2]. These significant properties make GaAsBi LDs a promising candidate for near-infrared devices in the datacom/telecom system. The main challenge to achieve a GaAsBi LD in the range of 1.3-1.6 μm is the relatively high Bi composition ($>10\%$) with good material quality as required for laser structures.

The first electrically pumped GaAsBi laser was demonstrated by Ludewig *et al.* grown by metal-organic vapor phase epitaxy (MOVPE) (containing 2.2% Bi), lasing at room temperature (RT) (~ 947 nm) [3]. Then, the first molecular beam epitaxy (MBE) grown electrically pumped GaAsBi laser was demonstrated by Fuyuki *et al.* [2] with up to 4% Bi (~ 1.045 μm). Up to now, the longest wavelength of GaAsBi LD reported was 1.06 μm , demonstrated by Butkute *et al.* [4] using hybrid MOVPE/MBE and containing $\sim 6\%$ Bi.

In this work, we have grown GaAsBi/AlGaAs single quantum well (SQW) LD structures by MBE and fabricate stripe GaAsBi LDs. The quantum well thickness is 15 nm and Bi composition is about 5.8%. The as-cleaved diodes are investigated using both pulsed bias (200 ns 50 kHz) and continuous wave (CW) mode. Lasing oscillation up to 1.136 μm at RT is achieved with a threshold current density about 4.89 kA/cm^2 , which is the longest reported lasing wavelength from GaAsBi LDs. Temperature characteristics of GaAsBi LDs is investigated under both pulse and CW excitation mode, respectively. We have achieved electrically pumped pulsed operation up to 350 K and CW mode operation up to 273 K for the first time. The temperature coefficient of the GaAsBi/AlGaAs SQW LD is 0.27 nm/K in the temperature range of 77-350 K, which is lower than that of InGaAsP (0.45 nm/K) and GaAs LDs (0.37 nm/K). Characteristic temperature is extracted to be 139 K in the temperature range of 77-225 K and decrease to 74 K at 225-350 K.

References:

1. Sweeney, S. J. & Jin, S. R. J. Appl. Phys. 113, 043110 (2013).
2. Fuyuki T. *et al.* Appl. Phys. Exp. 7, 082101 (2014).
3. Ludewig, P. *et al.* Appl. Phys. Lett. 102, 242115 (2013).
4. Butkute R *et al.* Electron. Lett. 50, 1155–7 (2014).

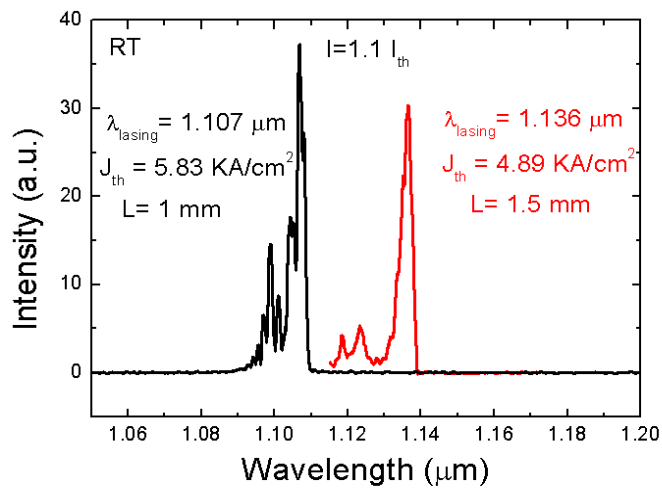


Figure 1. Lasing spectra of GaAsBi/(AlGa)As SQW laser diode with 6x1000 μm (black line) and 6x1500 μm (red line) stripes at room temperature under pulsed excitation.

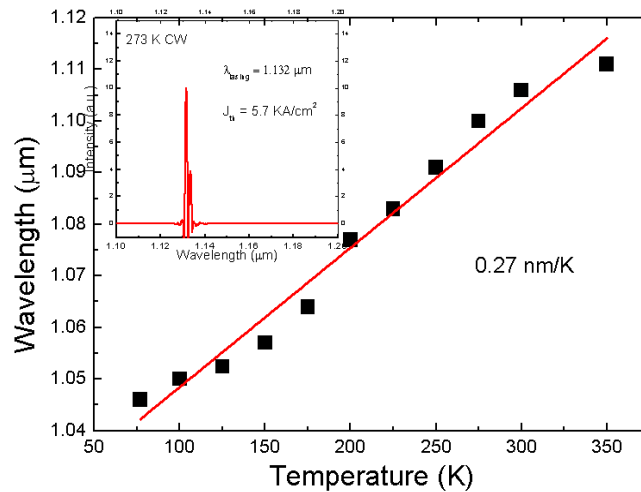


Figure 2. Dependence of lasing wavelength on temperature. The inset shows the lasing spectrum at 273 K under CW mode.

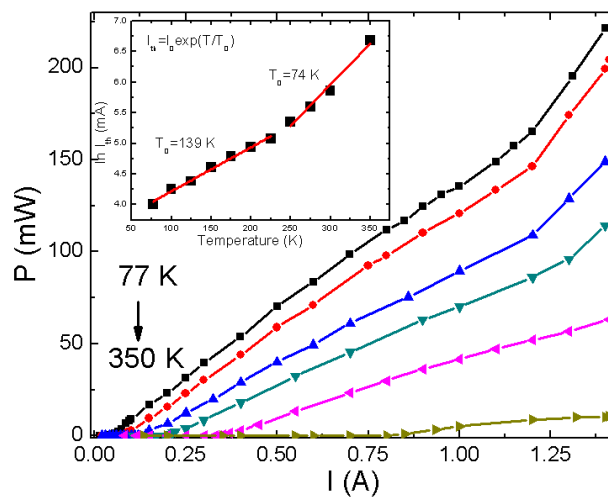


Figure 3. P-I curves at different temperatures from 77 K to 350 K. The inset shows temperature dependence of threshold current from 77 K to 350 K. T_0 was extracted to be 139 K (77 K to 250 K) and 74 K (250 K to 350 K).