



## Zero-Pressure Organic Superconductor: Di-(Tetramethyltetraselenafulvalenium)-Perchlorate [(TMTSF)<sub>2</sub>ClO<sub>4</sub>]

**Bechgaard, Klaus; da Costa Carneiro, Kim; Olsen, Malte; Rasmussen, Finn Berg; Jacobsen, Claus Schelde**

*Published in:*  
Physical Review Letters

*Link to article, DOI:*  
[10.1103/PhysRevLett.46.852](https://doi.org/10.1103/PhysRevLett.46.852)

*Publication date:*  
1981

*Document Version*  
Publisher's PDF, also known as Version of record

[Link back to DTU Orbit](#)

*Citation (APA):*  
Bechgaard, K., da Costa Carneiro, K., Olsen, M., Rasmussen, F. B., & Jacobsen, C. S. (1981). Zero-Pressure Organic Superconductor: Di-(Tetramethyltetraselenafulvalenium)-Perchlorate [(TMTSF)<sub>2</sub>ClO<sub>4</sub>]. *Physical Review Letters*, 46(13), 852-855. DOI: 10.1103/PhysRevLett.46.852

---

### General rights

Copyright and moral rights for the publications made accessible in the public portal are retained by the authors and/or other copyright owners and it is a condition of accessing publications that users recognise and abide by the legal requirements associated with these rights.

- Users may download and print one copy of any publication from the public portal for the purpose of private study or research.
- You may not further distribute the material or use it for any profit-making activity or commercial gain
- You may freely distribute the URL identifying the publication in the public portal

If you believe that this document breaches copyright please contact us providing details, and we will remove access to the work immediately and investigate your claim.

<sup>18</sup>C. R. Fincher, M. Ozaki, M. Tanaka, D. Peebles, L. Lauchlan, A. J. Heeger, and A. G. MacDiarmid, *Phys. Rev. B* **20**, 1589 (1979).

<sup>19</sup>T. C. Clarke, R. H. Geiss, W. D. Gill, P. M. Grant, J. W. Macklin, H. Morawitz, J. F. Rabolt, D. Sayers, and G. B. Street, *J. Chem. Soc. D* **1979**, 332.

<sup>20</sup>E. J. Mele and J. J. Ritsko, *Phys. Rev. Lett.* **43**, 68 (1979).

<sup>21</sup>W. R. Salaneck, H. R. Thomas, C. B. Duke, A. Paton, E. W. Plummer, A. J. Heeger, and A. G. MacDiarmid, *J. Chem. Phys.* **71**, 2044 (1979).

<sup>22</sup>Similar effects have been measured in intercalated layered chalcogenide compounds: J. Fink, private communication.

<sup>23</sup>J. D. Dow, J. E. Robinson, and T. R. Carver, *Phys. Rev. Lett.* **31**, 759 (1973).

<sup>24</sup>C. A. Swarts, J. D. Dow, and C. P. Flynn, *Phys. Rev. Lett.* **43**, 158 (1979).

<sup>25</sup>Core exciton spectra in AsF<sub>5</sub>-intercalated graphite are similar to those measured in Ref. 20: J. J. Ritsko and E. J. Mele, *Syn. Met.* (to be published).

<sup>26</sup>E. J. Mele and M. J. Rice, private communication.

## Zero-Pressure Organic Superconductor: Di-(Tetramethyltetraselenafulvalenium)-Perchlorate [(TMTSF)<sub>2</sub>ClO<sub>4</sub>]

Klaus Bechgaard

*Department of General and Organic Chemistry, University of Copenhagen, DK-2100 Copenhagen, Denmark*

and

Kim Carneiro, Malte Olsen, and Finn Berg Rasmussen

*Physics Laboratory I, University of Copenhagen, DK-2100 Copenhagen, Denmark*

and

Claus S. Jacobsen

*Physics Laboratory III, Technical University of Denmark, DK-2800 Lyngby, Denmark*

(Received 29 December 1980)

Evidence for superconductivity in the organic conductor di-(tetramethyltetraselenafulvalenium)-perchlorate [(TMTSF)<sub>2</sub>ClO<sub>4</sub>] has been found by resistance measurements in the absence of applied pressure. For different crystals the transitions are approximately 0.3 K wide and are centered around temperatures between 1.2 and 1.4 K. At 0.9 K, a perpendicular magnetic field of 25 mT nearly restores normal resistance. Below 0.1 K, this critical field exceeds 50 mT.

PACS numbers: 74.10.+v

The recent observations of superconductivity in some organic crystals of the type (TMTSF)<sub>2</sub>X under pressure<sup>1-4</sup> have added empirical substance to the continuous theoretical debate about the occurrence of superconductivity in organic, quasi-one-dimensional materials.<sup>5-8</sup> For instance, crystals of di-(tetramethylselenafulvalenium)-hexafluorophosphate (TMTSF)<sub>2</sub>PF<sub>6</sub> become superconducting at pressures above  $P = 0.6$  GPa (6 kbar)<sup>1-3</sup> with a pressure-dependent critical temperature  $T_c \leq 1.3$  K. However, since pressure often has the effect of suppressing other instabilities,<sup>9</sup> e.g., the Peierls instability leading to a metal-insulator transition, the question is if pressure is necessary to provide circumstances leading to superconductivity. In this paper we present evidence from resistance measurements that crystals of di-(tetramethyltetraselenafulvalenium)-perchlorate [(TMTSF)<sub>2</sub>ClO<sub>4</sub>] exhibit super-

conductivity in the absence of applied pressure.

(TMTSF)<sub>2</sub>ClO<sub>4</sub> belongs to the family of organic cation radical salts (TMTSF)<sub>2</sub>X,<sup>10</sup> where X is an anion of high symmetry. High-quality crystals of this compound were obtained by electrochemical oxidation in 1,1,2-trichloroethane containing the electrolyte *n*-Bu<sub>4</sub>NClO<sub>4</sub>.<sup>11</sup> We have studied crystals from three different batches, grown under different conditions.

The idea behind changing the anion X from the octahedral anion PF<sub>6</sub><sup>-</sup> to the tetrahedral ClO<sub>4</sub><sup>-</sup> ion is that the latter is smaller, which might have the same effect on the conducting TMTSF stacks as pressure has in (TMTSF)<sub>2</sub>PF<sub>6</sub>. This expectation is fulfilled since the structural analysis shows that the two compounds are isostructural with a unit-cell volume of  $V = 694.3 \text{ \AA}^3$  and  $V = 714.3 \text{ \AA}^3$  when  $X = \text{ClO}_4^-$  and  $\text{PF}_6^-$ , respectively.<sup>11,12</sup> Actually this contraction corresponds to

a pressure of about 0.3 GPa on  $(\text{TMTSF})_2\text{PF}_6$ , assuming the same compressibility as for another TMTSF compound, TMTSF-DMTCNQ.<sup>13</sup> Another interesting structural feature is that the  $\text{ClO}_4^-$  ions appear to be disordered (see Fig. 1), whereas  $\text{PF}_6^-$  is ordered.

Our samples were single crystals of typical dimensions  $4 \times 0.2 \times 0.2 \text{ mm}^3$ . For four-terminal resistance measurements four gold wires were silver-pasted approximately 1 mm apart along the needle. The resistance  $R$  was measured by continuously recording the voltage caused by a low-frequency current of constant amplitude. Measurements from room temperature to 4.2 K, and from 4.2 to 12 mK, were performed separately. In the latter temperature range the crystals were immersed in liquid in the mixing chamber of a dilution refrigerator.

The resistivity  $\rho(T)$  for  $(\text{TMTSF})_2\text{ClO}_4$  between 1 and 293 K is shown in Fig. 1. The room-temperature resistivity is  $1.5 \times 10^{-5} \Omega \text{ m}$ , taken as an average for six crystals, where the dimensions have been carefully measured. Deviations

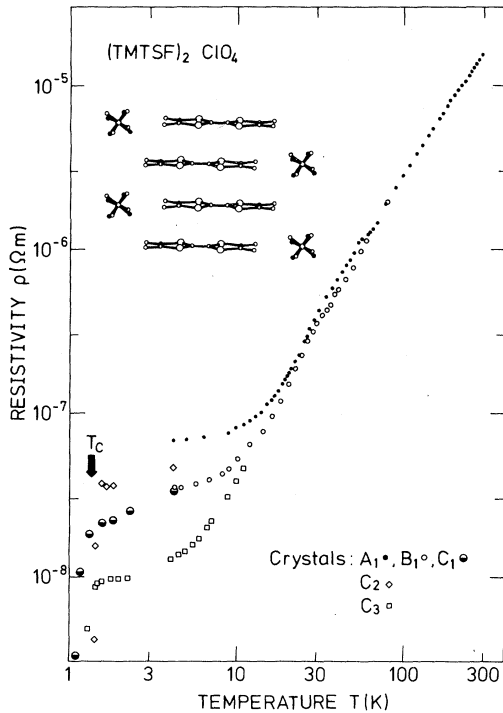


FIG. 1. Temperature dependence of the resistivity  $\rho(T)$  for  $(\text{TMTSF})_2\text{ClO}_4^-$ . Results for different crystals have been normalized to the same high-temperature behavior (see text). The inset shows the crystal structure, where the disorder of the  $\text{ClO}_4^-$  ions is indicated by the two orientations occupied with equal probability.

from this mean value of  $\rho(293 \text{ K})$  could be accounted for by the uncertainty in determining the involved lengths. In Fig. 1, data for crystals investigated at low temperatures only have been normalized to fit the high-temperature behavior of crystals for which this was satisfactorily investigated. Between 20 K and room temperature,  $\rho(T)$  follows an approximate power law  $\rho(T) \propto T^\lambda$ , where  $\lambda \approx 2$ . This is similar to the other  $(\text{TMTSF})_2X$  salts,<sup>10</sup> but a slightly weaker temperature dependence than usual for other organic conductors. At temperatures below 10 K,  $\rho(T)$  is nearly constant (but sample dependent) until a spectacular drop sets in near 1.3 K. All six crystals investigated below 4.2 K showed this behavior, which we associate with the onset of superconductivity.

In Fig. 2, results near the transition are displayed in more detail for a crystal of batch 3. In this range temperature was measured by means of a calibrated carbon resistor. Data points taken for increasing and for decreasing temperature coincide within the uncertainty. We define a transition temperature  $T_c$  by  $\rho(T_c) = \frac{1}{2}\rho_n$ , where  $\rho_n$  is the normal resistance above the transition.  $T_c$  appears to depend on the measuring current (Fig. 2) but we ascribe this effect to heating in the current contacts, which can have resistance of the order  $10^4 \Omega$ . The magnetic field produced by the sample current is too small for any magnetic ef-

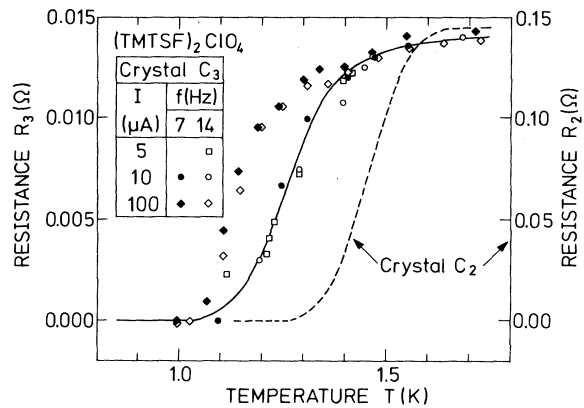


FIG. 2. Temperature dependence of the measured resistance in the vicinity of the superconducting transition shown for different measuring frequencies. The solid line is a guide to the eye through the measured points for crystal  $C_3$  (batch 3) for currents of 10  $\mu\text{A}$  or less, where heating effects can be neglected. The dashed line shows corresponding results for crystal  $C_2$  (batch 2). The apparent decrease in  $T_c$  for  $C_3$  at 100  $\mu\text{A}$  is considered to be caused by local heating.

fects on  $T_c$  to be conceivable, but the point needs further investigation. Several crystals showed this "heating effect," but to a different extent. Crystal  $C_1$  (Fig. 1) was investigated only at a relatively high current (70  $\mu$ A).

Heating effects cannot explain, however, the difference in  $T_c$  between samples  $C_2$  (batch 2,  $T_c = 1.46$  K) and  $C_3$  (batch 3,  $T_c = 1.26$  K), demonstrated in Fig. 2, since both samples were here investigated in the low-current limit. Hence the transition in  $(\text{TMTSF})_2\text{ClO}_4$  appears to be influenced by imperfections (e.g., impurities or defects) which may vary from batch to batch. Further, an inhomogeneous distribution of such imperfections in a crystal would also explain why the transition is broad.

Figure 3 shows the effect on  $R$  when a magnetic field is applied perpendicularly to the conducting axis of the crystal  $C_3$ . It shows that, as the temperature is lowered through  $T_c$ , a critical field of increasing strength is needed to restore the normal state, a characteristic feature of a superconductor. At  $T = 0.91$  K we find the critical field  $B_{\perp} = 25$  mT (250 G). At  $T = 1.35$  K, i.e., above  $T_c$ , where the resistance is already close to  $\rho$  in the absence of a field, only a small induction of  $B_{\perp} \approx 3$  mT is needed to recover  $\rho_n$ . It should be noted that superconductivity persists in these crystals to temperatures 0.2–0.3 K above  $T_c$  defined above, in the sense that a magnetic field causes resistance to increase, until  $\rho_n$  is reached. At temperatures higher than  $T_c + 0.3$  K, magnetoresistance is unmeasurably small at our highest field, 75 mT.

With our ac method we had the problem that the recorded voltage along the crystal had a finite value below the transition. This residual, temperature-independent voltage typically amounted to 10% of the voltage due to the normal resistance. By varying the sample current and frequency of measurement, we could separate the linear resistance of the sample from the strongly nonlinear contribution from the residual voltage which we therefore ascribe to artifacts associated with the contact impedances.<sup>14</sup> Contacts are known to be difficult to preserve during cool-down, and this problem is worse when the sample is *not* enclosed in a pressure cell, which leads to the paradoxical situation that a zero-resistance state is more difficult to measure at ambient pressures. In Figs. 2 and 3 the residual voltage was subtracted before calculation of resistance. As a result we are able to set an upper limit of  $0.03\rho_n$  to the resistivity well below  $T_c$ .

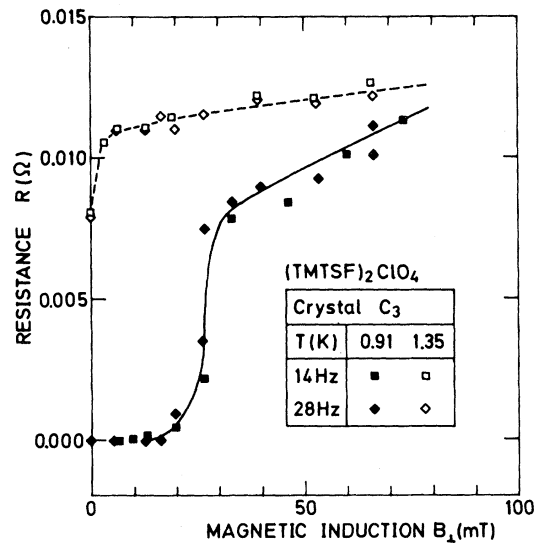


FIG. 3. Effects of a transverse magnetic field  $B_{\perp}$  on the sample resistance of crystal  $C_3$  at temperatures 0.91 K and 1.35 K.

Properties of a given crystal as displayed in Figs. 2 and 3 reproduced well in a second cool-down after warming to liquid-nitrogen temperature.

The transition temperature observed here for  $(\text{TMTSF})_2\text{ClO}_4$  is comparable to the transition temperature observed in  $(\text{TMTSF})_2\text{PF}_6$  under sufficient pressures. For the latter material, one group<sup>3</sup> has observed broad transitions similar to those reported here, while another group finds considerably sharper transitions.<sup>1</sup> Pressure studies, consistent with our findings, are being carried out on  $(\text{TMTSF})_2\text{ClO}_4$ .<sup>15</sup>

In conclusion, we have observed the first evidence for superconductivity in an organic material without application of pressure. Further studies are needed to fully characterize the state below  $T_c$ . The relatively high  $T_c$ , and the fact that pressure is not needed, make  $(\text{TMTSF})_2\text{ClO}_4$  an excellent material for the study of superconductivity in organic materials.

This work was supported by the Danish Natural Science Research Council.

<sup>1</sup>D. Jérôme, A. Mazaud, M. Ribault, and K. Bechgaard, *J. Phys. (Paris), Lett.* **41**, L95 (1980).

<sup>2</sup>K. Andres, F. Wudl, D. B. McWhan, G. A. Thomas, D. Nalewajek, and A. L. Stevens, *Phys. Rev. Lett.* **45**, 1449 (1980).

<sup>3</sup>R. L. Greene and E. M. Engler, *Phys. Rev. Lett.*

45, 1587 (1980).

<sup>4</sup>M. Ribault, J.-P. Pouget, D. Jérôme, and K. Bechgaard, *C. R. Acad. Sci., Ser. B* **291**, 145 (1980).

<sup>5</sup>W. A. Little, *Phys. Rev.* **134**, A1416 (1964).

<sup>6</sup>Yu. A. Bÿschkov, L. P. Gorkov, and I. E. Dzyaloskinskii, *Zh. Eksp. Teor. Fiz.* **50**, 738 (1966) [*Sov. Phys. JETP* **23**, 289 (1966)].

<sup>7</sup>B. Horowitz and A. Birnbaum, *Solid State Commun.* **19**, 91 (1976).

<sup>8</sup>S. Barisic and S. Brazovskii, in *Proceedings of the Conference of the European Physical Society, 1980*, edited by J. T. Devreese (Plenum, to be published).

<sup>9</sup>D. Jérôme and M. Weger, in *Chemistry and Physics of One-Dimensional Metals*, edited by H. J. Keller, NATO Advanced Study Institute Series B: Physics (Plenum, New York, 1977).

<sup>10</sup>K. Bechgaard, C. S. Jacobsen, K. Mortensen, H. J.

Pedersen, and N. Thorup, *Solid State Commun.* **33**, 1119 (1980).

<sup>11</sup>K. Bechgaard, K. Carneiro, F. B. Rasmussen, M. Olsen, G. Rindorf, C. S. Jacobsen, H. J. Pedersen, and J. C. Scott, to be published.

<sup>12</sup>N. Thorup, G. Rindorf, H. Soling, and K. Bechgaard, *Acta Crystallogr. B* (to be published).

<sup>13</sup>K. Carneiro, K. Bechgaard, and M. Weger, unpublished.

<sup>14</sup>Assuming that the residual voltage  $V$  is independent of temperature and that the sample resistance  $R$  is independent of frequency and current (for small currents), we perform an unambiguous and consistent separation between the voltage stemming from  $R$  and the small contribution  $V$ .

<sup>15</sup>D. Jérôme, M. Ribault, and K. Bechgaard, to be published.

## Effect of Configuration Crossover on the Electronic Raman Scattering by $4f$ Multiplets

G. Güntherodt,<sup>(a)</sup> A. Jayaraman,<sup>(b)</sup> and E. Anastassakis<sup>(c)</sup>

*Max-Planck-Institut für Festkörperforschung, D-7000 Stuttgart 80, Federal Republic of Germany*

and

E. Bucher

*Fakultät für Physik, Universität Konstanz, D-7750 Konstanz 1, Federal Republic of Germany*

and

H. Bach

*Institut für Experimentalphysik IV, Ruhr-Universität Bochum, D-4630 Bochum, Federal Republic of Germany*

(Received 25 August 1980)

The effect of configuration crossover on excited  $4f^6(^6F_J)$  levels has been investigated by electronic Raman scattering in  $\text{Sm}_{1-x}\text{Y}_x\text{Se}$  and  $\text{Sm}_{1-x}\text{Y}_x\text{S}$ . The multiplet levels are wiped out when they merge with the conduction band, or when interacting with phonons. Polarized Raman-scattering data on  $\text{Sm}_{1-x}\text{Y}_x\text{S}$  for  $x > 0.15$  show that the contribution from  $J$ -multiplet levels is unobservable and that the peak near  $250\text{ cm}^{-1}$  arises from optic phonons and not from  $J = 0 \rightarrow J = 1$  excitations.

PACS numbers: 78.30.Gt, 71.30.+h, 71.70.Ms

The anomalous features of the intermediate valence state of rare earth ions in solids arise from the degeneracy of nominally two  $4f$  configurations. From previous Raman<sup>1</sup> and neutron studies<sup>2</sup> on  $\text{SmS}$  and  $\text{Sm}_{1-x}\text{Y}_x\text{S}$  it is believed that the ionic character of the original  $4f$  configuration is still preserved at configuration crossover (CC) and beyond, and that a Hund's rule description is still valid. On this basis the lifetime broadening of excited  $4f$ -multiplet levels due to mixing with conduction-electron states has been predicted theoretically.<sup>3</sup>

In this Letter we show for the first time and convincingly by means of Raman scattering that

the  $4f$ -multiplet structure is strongly affected near CC and becomes unobservable by Raman scattering beyond CC. The Raman feature observed<sup>1</sup> near  $250\text{ cm}^{-1}$  in  $\text{Sm}_{1-x}\text{Y}_x\text{S}$  for  $x > 0.15$  (beyond CC), exhibiting a clear-cut polarization characteristic opposite to that associated with the electronic  $J=0 \rightarrow J=1$  excitation of  $\text{Sm}^{2+}$ , is due to optical phonons. In this connection we have carried out Raman-scattering experiments on  $\text{Sm}_{1-x}\text{Y}_x\text{Se}$ ,  $\text{Sm}_{1-x}\text{Y}_x\text{S}$ , and  $\text{Sm}_{1-x}\text{Gd}_x\text{S}$  near, at, and beyond CC. We first establish the polarization selection rules for the electronic Raman scattering arising from the  $J$  multiplets by studying pure  $\text{SmSe}$  and  $\text{SmS}$ , and then show how these