



Novel design of low-jitter 10 GHz all-active monolithic mode-locked lasers

Larsson, David; Yvind, Kresten; Christiansen, Lotte Jin; Mørk, Jesper; Hvam, Jørn Marcher; Hanberg, Peter Jesper

Published in:
2004 CLEO/IQEC Technical Digest CD-Rom

Link to article, DOI:
[10.1109/CLEO.2004.1360941](https://doi.org/10.1109/CLEO.2004.1360941)

Publication date:
2004

Document Version
Publisher's PDF, also known as Version of record

[Link back to DTU Orbit](#)

Citation (APA):
Larsson, D., Yvind, K., Christiansen, L. J., Mørk, J., Hvam, J. M., & Hanberg, J. (2004). Novel design of low-jitter 10 GHz all-active monolithic mode-locked lasers. In 2004 CLEO/IQEC Technical Digest CD-Rom IEEE. DOI: 10.1109/CLEO.2004.1360941

General rights

Copyright and moral rights for the publications made accessible in the public portal are retained by the authors and/or other copyright owners and it is a condition of accessing publications that users recognise and abide by the legal requirements associated with these rights.

- Users may download and print one copy of any publication from the public portal for the purpose of private study or research.
- You may not further distribute the material or use it for any profit-making activity or commercial gain
- You may freely distribute the URL identifying the publication in the public portal

If you believe that this document breaches copyright please contact us providing details, and we will remove access to the work immediately and investigate your claim.

Novel design of low-jitter 10 GHz all-active monolithic mode-locked lasers

David Larsson, Kresten Yvind, Lotte Jin Christiansen, Jesper Mørk and Jørn M. Hvam
 COM Center, Ørstedsgade 345V, Technical University of Denmark, DK-2800 Kgs. Lyngby, Denmark
 Tel: +45-4525 5763, fax: +45-4593 6581, e-mail: dla@com.dtu.dk

Jesper Hanberg

Giga ApS – an Intel Company, Mileparken 22, DK-2720 Skovlunde, Denmark

Abstract: Using a novel design, we have fabricated 10 GHz all-active monolithic mode-locked semiconductor lasers that generate 1.4 ps pulses with record-low timing jitter. The dynamical properties of lasers with 1 and 2 QWs are compared.

© 2003 Optical Society of America

OCIS codes: (060.4510) Optical communications; (140.4050) Mode-locked lasers; (140.5960) Semiconductor lasers

Mode-locked lasers are attractive components for pulse generation and all-optical clock-recovery in high-speed optical time-division multiplexed systems and for high-speed optical sampling systems. The requirements on stability, compactness and easy integration, favour monolithic semiconductor devices. While several good results have been obtained with monolithic lasers operating at 40 GHz, the long 10 GHz all-active lasers were predicted to have poor performance [1]. We show, however, that the use of a novel all-active design makes it possible to achieve jitter and time-bandwidth product performance that compare favourably with the best results, known to us, obtained for any monolithic structure and [2] even for external-cavity mode-locked lasers [3].

High-frequency timing jitter originates from amplified spontaneous emission noise, and chirp originates from the dynamic refractive index changes incurred during a cavity roundtrip. These can be minimized using a design that lowers the loss during mode-locking, leading to low threshold current and low gain saturation [4, 5]. This reduces the dynamic changes and increases the output power without pulse broadening. We choose to use a single growth step for the gain and absorber sections in a simple two-contact self-colliding mode-locked laser. The use of only a few quantum wells (1 and 2 are tested here) is important in order to decrease the degree of gain saturation by achieving high inversion and low optical confinement factor.

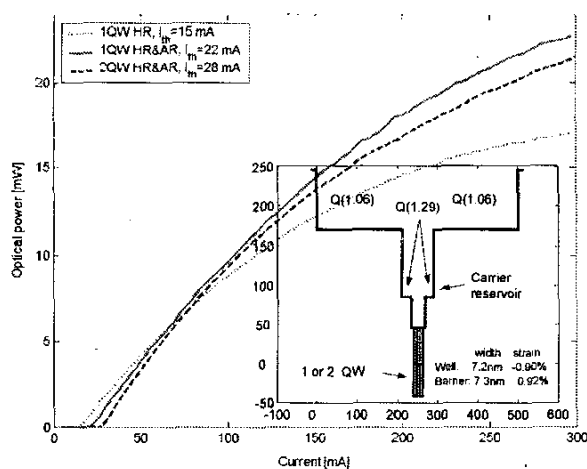


Fig. 1. Measured LI-characteristics showing high differential quantum efficiency and low threshold, indicating low loss.

The laser chips are ridge structures made from MOCVD-grown InGaAsP on InP cf. inset in figure 1. Chips, $\sim 4250 \mu\text{m}$ long, are soldered to a microwave substrate and the absorber section is bonded to a co-planar transmission line that is contacted with a high-frequency probe for hybrid mode-locking. No 50Ω termination was employed. After mounting, an HR and a 5% AR coating was applied to the absorber and gain facet respectively.

The output is coupled into a lensed fibre with 3-dB coupling loss; measured static LI-characteristics are shown in figure 1. The jitter is extracted from an absolute phase noise measurement [6]. The appropriate frequency range for noise integration depends on the application; for telecom applications at 10 GHz, ITU-T specifies the range to be from 20 kHz to 80 MHz, with special emphasis on the high frequency part [7]. The lower graph of figure 2 presents the influence of the upper integration limit. The measured jitter is record-low for all the devices and is actually determined mainly by the synthesizer rather than the intrinsic spontaneous emission noise. Since the phase-noise plateau is record-low [3], further improvements may be expected using homodyne mixing techniques.

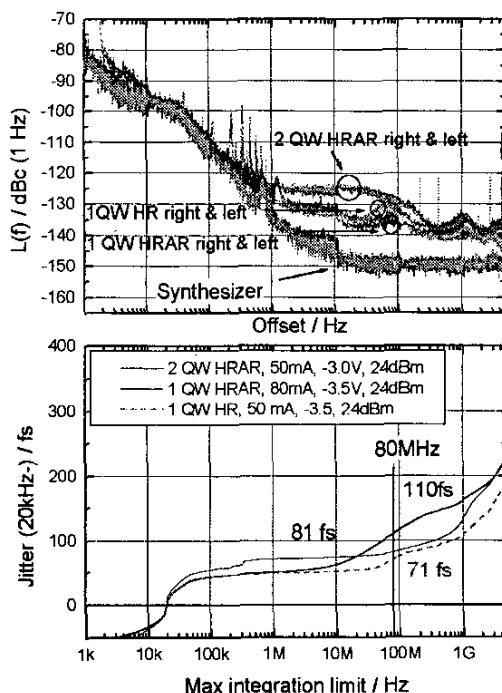


Fig. 2. Top: Single side-band phase noise spectra of 1 and 2 QW devices and HP8673C RF synthesizer. Bottom: Integrated absolute rms jitter from 20 kHz to the upper integration limit. Legend: # QWs, coating, gain current, absorber bias, RF-power.

The dynamic characteristics of the lasers corresponding to the operating conditions in figure 2 are summarised in Table 1.

Table 1. Summary of the devices investigated. $\Delta\tau_{\text{compr}}$ is the pulse width after compression in an optimal length of fibre, L_{opt} .

#QW	Coat	L_{abs} μm	f_{rep} GHz	λ μm	T $^{\circ}\text{C}$	$\Delta\tau_{\text{laser}}$ ps	$\Delta\tau_{\text{compr}}$ ps	L_{opt} m	$\Delta\lambda$ nm	$\Delta\tau_{\text{compr}}\Delta\nu$	P_{out} mW
1	hr	100	9.93	1531	20	6.6	1.8	135	1.8	0.42	0.5
1	hr & ar	100	9.93	1526	24	-	2.3	120	1.8	0.54	4.0
2	hr & ar	55	9.97	1556	20	2.4	1.4	40	3.3	0.58	1.5

Figure 3 shows the measured shape and spectrum of the pulses from the 2-QW device, which gives the minimum time-bandwidth product directly out of the laser. The pulse width is strongly dependent on the RF-power, indicating predominately active mode-locking. This observation together with the higher confinement factor in the absorber section for the 2-QW device compared to the 1-QW device could explain the stronger pulse shaping.

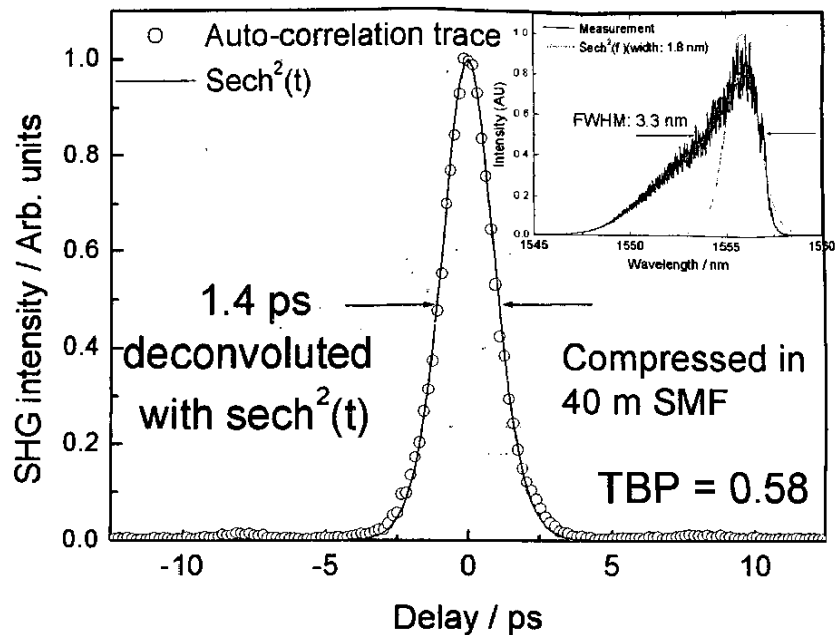


Fig. 3. Pulse autocorrelation and spectrum for the 2-QW device corresponding to the measurement conditions in figure 2 and table 1. There is excellent agreement between autocorrelation data and fit.

References

- [1] D. J. Derickson et al. "Comparison of timing jitter in external and monolithic mode-locked semiconductor lasers," *Applied Physics Letters*, **59**(26), 3372-3374, (1991).
- [2] H. Fan et al. "Colliding Pulse Mode-Locked Laser," *IEEE Phot. Tech. Letters*, vol. **12**, no. 8, Aug (2000).
- [3] L. Jiang et al. "Quantum-limited noise performance of a mode-locked laser diode," *Optics Letters*, **27**(1), 49-51, (2002).
- [4] K. Yvind, "Semiconductor Mode-Locked Lasers for Optical Communication Systems," Ph.D.-thesis, Technical University of Denmark, Lyngby, Denmark, (2003).
- [5] L. Jiang et al. "Noise of Mode-Locked Semiconductor Lasers," *IEEE J. on Selected Topics in Quantum Electronics*, vol. **7**, no. 2, March/April (2001).
- [6] D. Von der Linde, "Characterisation of the noise in continuously operating mode-locked lasers," *Applied Physics B*, **39**, 201-217, (1986).
- [7] ITU-T Rec. G8251 (11/2001).