



Nonlinear optomechanical measurement of mechanical motion

Brawley, G.A.; Vanner, M R; Larsen, Peter Emil; Schmid, Silvan; Boisen, Anja; Bowen, W.P.

Published in:
Nature Communications

Link to article, DOI:
[10.1038/ncomms10988](https://doi.org/10.1038/ncomms10988)

Publication date:
2016

Document Version
Publisher's PDF, also known as Version of record

[Link back to DTU Orbit](#)

Citation (APA):
Brawley, G. A., Vanner, M. R., Larsen, P. E., Schmid, S., Boisen, A., & Bowen, W. P. (2016). Nonlinear optomechanical measurement of mechanical motion. *Nature Communications*, 7, [10988]. DOI: 10.1038/ncomms10988

General rights

Copyright and moral rights for the publications made accessible in the public portal are retained by the authors and/or other copyright owners and it is a condition of accessing publications that users recognise and abide by the legal requirements associated with these rights.

- Users may download and print one copy of any publication from the public portal for the purpose of private study or research.
- You may not further distribute the material or use it for any profit-making activity or commercial gain
- You may freely distribute the URL identifying the publication in the public portal

If you believe that this document breaches copyright please contact us providing details, and we will remove access to the work immediately and investigate your claim.

ARTICLE

Received 10 Dec 2015 | Accepted 9 Feb 2016 | Published 21 Mar 2016

DOI: 10.1038/ncomms10988

OPEN

Nonlinear optomechanical measurement of mechanical motion

G.A. Brawley^{1,*}, M.R. Vanner^{1,2,*}, P.E. Larsen³, S. Schmid³, A. Boisen³ & W.P. Bowen¹

Precision measurement of nonlinear observables is an important goal in all facets of quantum optics. This allows measurement-based non-classical state preparation, which has been applied to great success in various physical systems, and provides a route for quantum information processing with otherwise linear interactions. In cavity optomechanics much progress has been made using linear interactions and measurement, but observation of nonlinear mechanical degrees-of-freedom remains outstanding. Here we report the observation of displacement-squared thermal motion of a micro-mechanical resonator by exploiting the intrinsic nonlinearity of the radiation-pressure interaction. Using this measurement we generate bimodal mechanical states of motion with separations and feature sizes well below 100 pm. Future improvements to this approach will allow the preparation of quantum superposition states, which can be used to experimentally explore collapse models of the wavefunction and the potential for mechanical-resonator-based quantum information and metrology applications.

¹ARC Centre for Engineered Quantum Systems, School of Mathematics and Physics, The University of Queensland, Brisbane, Queensland 4072, Australia.

²Clarendon Laboratory, Department of Physics, University of Oxford, Oxford OX1 3PU, UK. ³Department of Micro- and Nanotechnology, Technical University of Denmark, DTU Nanotech, DK-2800 Kongens Lyngby, Denmark. *These authors contributed equally to this work. Correspondence and requests for materials should be addressed to M.R.V. (email: michael.vanner@physics.ox.ac.uk).

A key tool in quantum optics is the use of measurement to conditionally prepare quantum states. This technique, often simply referred to as ‘conditioning’, has been applied to generate non-Gaussian quantum states for confined microwave fields¹, travelling optical fields^{2,3} and superconducting systems⁴. In addition, quantum measurements are of vital importance to many quantum computation protocols⁵. In cavity optomechanics, light circulating inside an optical resonator is used to manipulate and measure the motion of a mechanical element via the radiation-pressure interaction⁶. After an optomechanical interaction performing a measurement on the light can then be used to conditionally prepare mechanical states of motion. This form of state preparation can be understood as a combination of Bayesian inference, that is, updating our knowledge of the system, and back-action (see Supplementary Note 1 for an introduction). Subsequent measurements following the conditioning step can be used to characterize the state prepared. Such mechanical conditioning has been performed with measurements of the mechanical position^{7–9}, however, thus far, conditioning has not been performed with a measurement of a nonlinear mechanical degree of freedom. One exciting prospect is to dispersively couple the optical field to the mechanical position squared¹⁰, which could enable the detection of phonon number jumps^{10,11} and thus demonstrate mechanical energy quantization. Here we implement an alternative approach that instead utilises the optical nonlinearity of the radiation-pressure coupling, as was proposed in ref. 12. Such a position-squared measurement can ultimately be used to prepare a mechanical superposition state¹³ as the measurement does not reveal the sign of the mechanical position. Studying the dynamics of superposition states can be used to test models of decoherence beyond standard quantum mechanics^{12,14–19} and for the development of mechanical quantum sensors.

For the optomechanical system of interest in this work, the intracavity Hamiltonian in a frame rotating at the optical carrier frequency is $H/\hbar = \omega_M b^\dagger b + g_0 a^\dagger a (b + b^\dagger)$ where $a(b)$ is the optical (mechanical) annihilation operator, ω_M is the mechanical angular frequency and g_0 is the zero-point optomechanical coupling rate. Quite generally, optomechanics experiments to-date have focused on dynamics describable by a linearized model of the radiation-pressure interaction⁶, where the photon number operator is approximated by $a^\dagger a \simeq N + \sqrt{N}(a^\dagger + a)$ and N is the mean intracavity photon number. In this approximation, mechanical displacements give rise to displacements of the optical phase quadrature leaving the optical amplitude quadrature unchanged. Fundamentally, however, the radiation-pressure interaction is nonlinear^{12,20}, and generates mechanical position-dependent rotations of the intracavity optical field. For small changes in the mechanical position, the optical phase quadrature changes linearly in proportion to the mechanical displacement, and the optical amplitude quadrature reduces in proportion to the mechanical displacement squared. By choosing which optical quadrature to observe with homodyne detection, one may selectively measure the mechanical displacement or displacement-squared¹². Since a displacement-squared measurement does not distinguish between positive and negative displacement, mechanical superposition states may be prepared by measurement¹³. A necessary requirement for the optical interaction to effect a direct measurement of the displacement-squared is that the mechanical motion is negligible during the intracavity photon lifetime, that is, operation in the bad-cavity regime ($\kappa \gg \omega_M$, where κ is the optical amplitude decay rate of the cavity). This should be contrasted to other approaches operating in the resolved sideband regime ($\kappa \ll \omega_M$), where cavity-averaged displacement-squared interactions have been predicted to allow the observation of the mechanical phonon-

number^{10,11}. In this work we observe optomechanical dynamics arising from the nonlinearity of the radiation-pressure interaction and, utilizing this nonlinearity, perform non-Gaussian state generation by measurement of displacement-squared mechanical motion.

In the bad-cavity regime, the intracavity field can be approximated as $a \simeq \sqrt{N}/(1 + i\lambda X_M) + \xi$, where $\lambda = \sqrt{2}g_0/\kappa$ quantifies the optomechanical interaction strength, ξ is the intracavity noise term and $X_M = (b + b^\dagger)/\sqrt{2}$ is the mechanical displacement in units of the mechanical quantum noise (Supplementary Note 2). Taylor expanding the intracavity field, the time-dependent optical output quadratures are then

$$X_L^{\text{out}} = X_L^{\text{in}} - 2\sqrt{\kappa N}[1 - \lambda^2 X_M^2 + \dots], \quad (1)$$

$$P_L^{\text{out}} = P_L^{\text{in}} - 2\sqrt{\kappa N}[-\lambda X_M + \lambda^3 X_M^3 - \dots], \quad (2)$$

where $X_L = (a + a^\dagger)/\sqrt{2}$, and $P_L = i(a^\dagger - a)/\sqrt{2}$. Conventionally, experimental optomechanics have focused on the leading, linear term in the expansion of the phase quadrature. In this linearized picture, only a single spectral peak at the mechanical resonance frequency is expected. Higher-order terms in mechanical displacement, however, give rise to spectral peaks at the respective multiples of the mechanical resonance frequency which are only described by the full nonlinear optomechanical Hamiltonian. Precision measurement of these higher-order terms enables the conditional preparation of non-Gaussian states which, in a quantum regime, produces highly non-classical states²¹.

Here we use the intrinsic nonlinearity of the radiation-pressure interaction to effect a displacement-squared measurement of the motion of a mechanical oscillator. We use this measurement to conditionally prepare classical bimodal states of mechanical motion from an initial room-temperature thermal state. Further we theoretically show that this continuous measurement approach, with the introduction of feed-back, may be extended to a quantum regime, allowing preparation of macroscopic quantum superposition states of mechanical motion.

Results

Optomechanical system. A schematic of our nonlinear optomechanics experiment is shown in Fig. 1. We use a near-field cavity optomechanical set-up²², where a mechanical SiN nanostring oscillator²³ is placed in close proximity to a 60- μm diameter optical microsphere resonator and interacts with the optical cavity field via the optical evanescent field (Fig. 1c). The nanostring has dimensions $1,000 \times 10 \times 0.054 \mu\text{m}$ (length \times width \times thickness) and a fundamental mechanical resonance frequency of $\omega_M/2\pi = 100.2 \text{ kHz}$. From the known dimensions and density we estimate an effective mass of $m = 0.86 \text{ ng}$. A continuous-wave fibre laser, operating at 1,559 nm, is locked on resonance with a whispering-gallery mode of the microsphere. We measure an optical amplitude decay rate of $\kappa/2\pi = 25.6 \text{ MHz}$ and a mechanical linewidth of $\gamma/2\pi = 0.7 \text{ Hz}$. An evanescent optomechanical coupling of 7.6 MHz/nm was determined (Methods section), corresponding to a coupling rate of $g_0/2\pi = 75 \text{ Hz}$. We use $\sim 2 \mu\text{W}$ of optical drive power resulting in an intracavity photon number $N = 2.4 \times 10^4$. A fibre-based Mach-Zehnder interferometer is used to perform homodyne detection and thereby selectively measure a quadrature of the optical output field.

Figure 2a,b show the observed homodyne noise power spectra for both optical phase and amplitude quadratures at the mechanical frequency and the second harmonic, respectively. At ω_M (Fig. 2a) we observe a Lorentzian peak in the phase quadrature from the thermal motion of the oscillator, which corresponds to a root-mean-square (RMS) displacement of

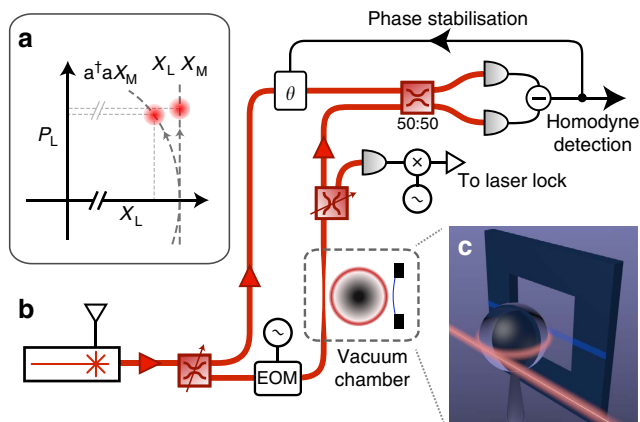


Figure 1 | Concept and experimental apparatus. (a) The intrinsic optical nonlinearity of an optomechanical interaction gives rise to rotations of the optical field in phase-space that can be observed in both the phase (P_L) and amplitude (X_L) quadratures. Conventionally this interaction is linearized in the weak coupling regime, leading to optical phase quadrature displacements only. Our optical set-up (b) can measure an arbitrary optical quadrature of light from the optomechanical system using homodyne interferometry and is capable of observing the higher-order terms in displacement, described by equations (1 and 2). The optomechanical system consists of a nanostring mechanical resonator evanescently coupled to an optical microsphere resonator (c) (not shown to scale), which is mounted in a high-vacuum chamber ($<10^{-6}$ mbar). The drive laser is stabilised to the cavity resonance using the Pound Drever Hall technique. Polarization control is not shown for clarity.

124 pm corresponding to a thermal occupation of $\bar{n} \approx 10^8$. The thermal noise is resolved with 85 dB of signal relative to the homodyne noise power when the signal is blocked, which corresponds to an ideal displacement sensitivity of $1.3 \times 10^{-15} \text{ m Hz}^{-1/2}$. In practice, the signal beam is not shot noise limited due to cavity, acoustic and laser noise which raise the measurement imprecision by roughly an order of magnitude. By setting the interferometer phase to measure the optical amplitude quadrature, the linear measurement of mechanical motion is suppressed by ~ 45 dB. At this quadrature, information about the displacement-squared mechanical motion is observed in a frequency band centred at $2\omega_M$ (Fig. 2b). We observe a Lorentzian peak with a linewidth of 1.5 Hz, which to within the measurement uncertainty, is equal to twice the linewidth at ω_M (Supplementary Note 3 and Supplementary Fig. 1). The signal-to-noise at this frequency is 65 dB relative to the homodyne noise, which corresponds to a calibrated ideal displacement-squared sensitivity of $3.3 \times 10^{-24} \text{ m}^2 \text{ Hz}^{-1/2}$.

Figure 2c shows the band power in the first and second harmonics as a function of the interferometer phase. The powers in each band are expected to follow sine and cosine squared functions (fitted). The observed suppression of the linear measurement allows an upper bound to be placed on the phase instability of the cavity and interferometer locks of at most 5×10^{-3} rad. Figure 2d shows the observed relative noise powers up to the fourth harmonic of the mechanical frequency. The expected noise powers can be computed with the Isserlis–Wick theorem (Supplementary Notes 3 and 11), which show excellent agreement with experiment.

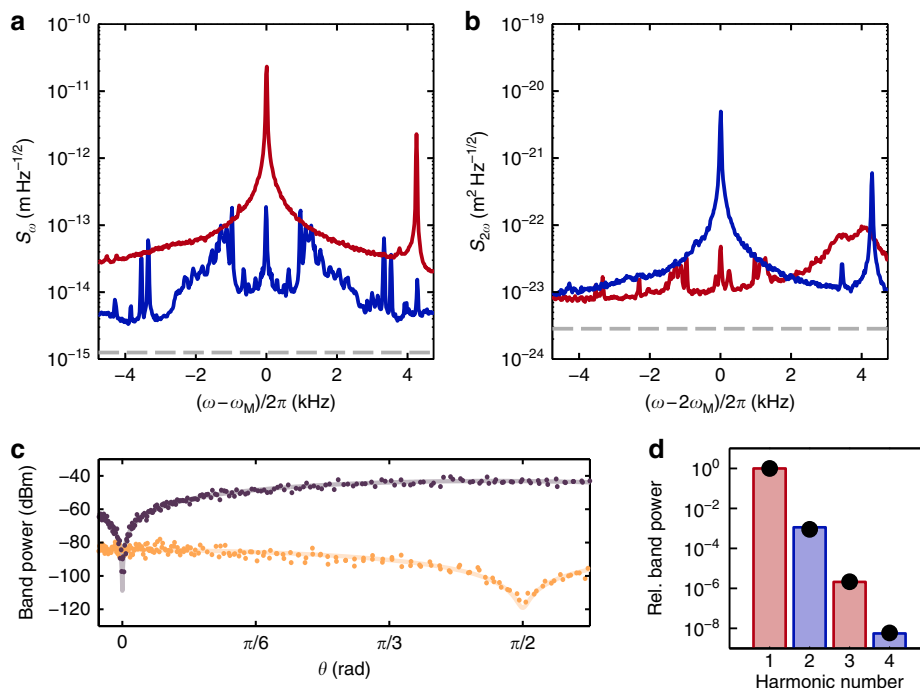


Figure 2 | Observation of linear and quadratic motion of a mechanical oscillator. (a) Measurement of the optical phase quadrature (red trace) at the mechanical frequency, ω_M , shows a Lorentzian mechanical displacement spectrum, which is strongly suppressed when measuring the optical amplitude quadrature (blue trace). Sidebands appear in the amplitude quadrature measurement due to mix-up of low-frequency noise. (b) Measurement of the optical amplitude quadrature at $2\omega_M$ (blue trace), shows the Lorentzian mechanical displacement-squared noise, which is suppressed when measuring the optical phase quadrature (red trace). Note the second flexural mode of the string, located within a few kHz of $2\omega_M$, is not transduced due to the positioning of the microsphere. In **a,b** the optical shot noise is shown as a grey dashed line, using a measurement bandwidth of 20 Hz. (c) The optical noise power measured over a 51-Hz bandwidth at ω_M (purple) and $2\omega_M$ (yellow) as a function of the optical homodyne angle. (d) The relative observed powers in each of the mechanical harmonics when measuring the optical phase (red) and amplitude quadratures (blue); bars, theory; dots, experimental data. Note the error bars in the power measurements are smaller than the dot size.

State preparation and read-out. Of primary interest in this work is the lowest order nonlinear measurement term in the optical amplitude quadrature, proportional to X_M^2 . To describe this quantitatively we introduce the slowly varying quadratures of motion, X and Y , defined via $X_M(t) = X(t) \cos \omega_M t + Y(t) \sin \omega_M t$. The mechanical displacement-squared signal can then be written as:

$$X_M^2 = \frac{1}{2}(X^2 + Y^2) + \frac{1}{2}(X^2 - Y^2)\cos(2\omega_M t) + \frac{1}{2}(XY + YX)\sin(2\omega_M t) \quad (3)$$

where for later convenience, the displacement-squared quadratures of motion are defined $P = \frac{1}{2}(X^2 - Y^2)$ and $Q = \frac{1}{2}(XY + YX)$. By inspection, it can be seen that the quadratic measurement has spectral components both at DC and $2\omega_M$. Higher-order terms in the expansion equations (1 and 2) can in principle contribute to the signal at $2\omega_M$, however since $\lambda^2 \bar{n} \ll 1$, the quadratic term is the only term to contribute substantial power at $2\omega_M$. Consequently, linear and quadratic components of the measurement can be spectrally separated and therefore, at an appropriate homodyne angle, measured simultaneously.

To perform both state preparation and state reconstruction we set a homodyne angle of $\pi/4$, which allows simultaneous high-fidelity linear measurement (for state reconstruction) and quadratic measurements (for state preparation). The photocurrent generated at the homodyne output is digitized into 4 second blocks at a sample rate of $5 \times 10^6 \text{ s}^{-1}$, which are then filtered numerically at ω_M and $2\omega_M$ to obtain the respective quadratures of motion in each frequency band as detailed in Supplementary Note 4. For a large signal-to-noise ratio, the squares of each quadrature of motion can be estimated from the measurements of P and Q via the nonlinear transformations $X^2 \simeq \tilde{X}_{2\omega}^2 = \sqrt{\tilde{P}^2 + \tilde{Q}^2} + \tilde{P}$ and $Y^2 \simeq \tilde{Y}_{2\omega}^2 = \sqrt{\tilde{P}^2 + \tilde{Q}^2} - \tilde{P}$, where the tildes denote the (noise inclusive) measurement outcomes of the respective quantity. These transformations allow the recovery of a classical estimate of X_M^2 without knowledge of the signal at DC. Figure 3a plots the $\tilde{X}_{2\omega}^2$ estimates thus obtained from the $2\omega_M$ signal against the cosine mechanical position quadrature, \tilde{X} , obtained from the measurement at ω_M . A clear quadratic relationship between the two measurements is observed, validating the displacement-squared nature of the $2\omega_M$ peak.

Conditioning based on the outcome of the quadratic measurement can be used to prepare non-Gaussian states. In the most basic approach, conditioning $\tilde{Q}=0$ and $\tilde{P}=C$, for some constant C , will produce a bimodal state with a separation of $2\sqrt{2C}$. However, to make more efficient use of the available data, we additionally perform a mechanical phase rotation for each sample in the measurement record. First, at each discrete sample we find a rotation by a phase angle 2ϕ such that the new rotated variable $\tilde{Q}^{2\phi} = \tilde{Q} \cos(2\phi) - \tilde{P} \sin(2\phi)$ is equal to zero. As a result, in the frame rotated by the half angle, ϕ , correlation between the two mechanical quadratures \tilde{X} and \tilde{Y} is conditionally eliminated. Second, we condition on a particular magnitude of $\tilde{P}^{2\phi} = \tilde{P} \cos(2\phi) + \tilde{Q} \sin(2\phi)$ (Methods section). This operation localizes the phase-space distribution of the reconstructed state to two small regions as shown in Fig. 3b, with a separation dependent on the conditioning value. These states, although classical, are evidently bimodal and non-Gaussian. Further details of this protocol are contained in Supplementary Note 5 and Supplementary Fig. 2. Extending this protocol to a regime where the quadratic measurement rate dominates all decoherence processes, a macroscopic quantum superposition state can be generated. Indeed, as detailed later, a simulated state prepared in this way is shown in Fig. 4b.

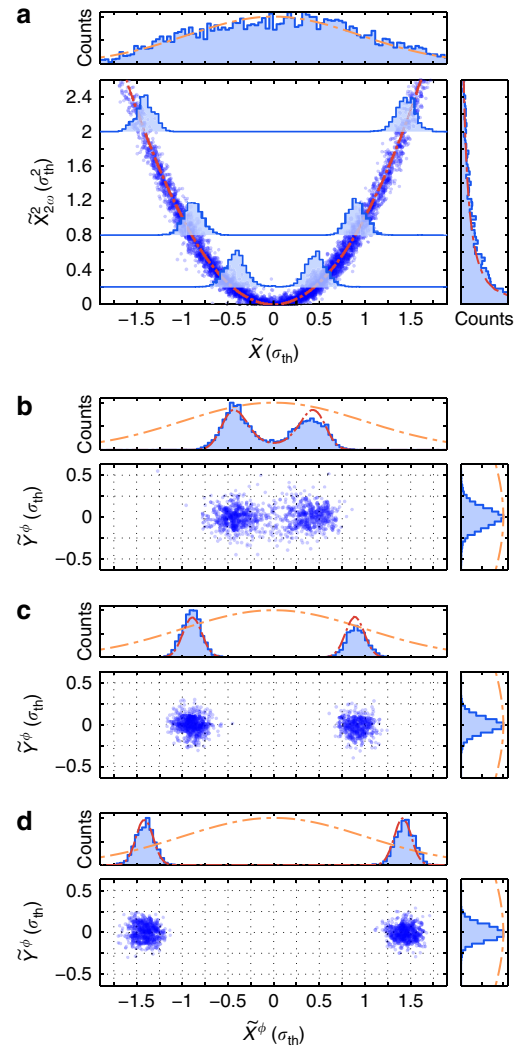


Figure 3 | Bimodal state preparation via nonlinear measurement. Using a homodyne angle of $\pi/4$, a high-fidelity measurement of both linear and quadratic motion of the mechanical oscillator at frequencies of ω_M and $2\omega_M$, respectively, is obtained. In **a** the quadratic measurement outcomes ($\tilde{X}_{2\omega}^2$) obtained from the $2\omega_M$ signal are plotted against the linear outcomes (\tilde{X}) obtained from the signal at ω_M . The histogram of \tilde{X} measurements (above) is well described by a Gaussian thermal distribution with s.d. $\sigma_{\text{th}} = 124 \text{ pm}$, while the histogram of the $\tilde{X}_{2\omega}^2$ measurements (right) forms a χ^2 distribution. Figures **(b-d)** show the phase-space distributions (and associated histograms) of states conditionally prepared using data at $2\omega_M$ and obtained using a read-out at ω_M . The conditionally rotated read-out data is decomposed into conjugate quadratures, labelled \tilde{X}^ϕ and \tilde{Y}^ϕ . The chosen quadratic conditioning values are **(b)** ($2\tilde{P}^{2\phi} = 0.2$), **(c)** ($2\tilde{P}^{2\phi} = 0.8$) and **(d)** ($2\tilde{P}^{2\phi} = 2.0$). The same quadratic conditioning values are indicated as overlay histograms in **a**. The histograms in **b-d** are normalized to their peak value to more easily allow the width of the features to be compared with the initial thermal state (orange dash-dot curve). The red curves overlaid in the histograms in \tilde{X}^ϕ are determined via numerical simulation, with the signal-to-noise ratios for the linear and quadratic measurements as fitting parameters.

Comparison of effective coupling rates. At present, in opto- and electro-mechanics, techniques towards measurement of nonlinear observables of mechanical motion include coupling to two-level systems²⁴ and radiation-pressure interactions coupling to the displacement-squared, such as the ‘membrane-in-the-middle’

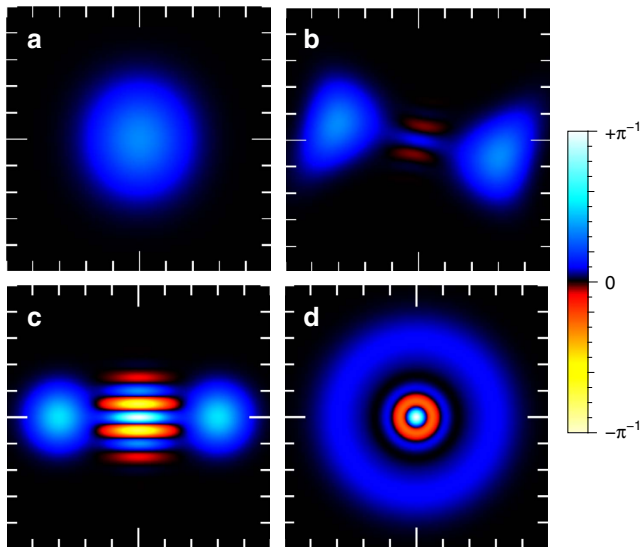


Figure 4 | Open quantum system simulations. Figures (a,b) show the conditional state evolution of the mechanical oscillator under continuous measurement of the AC component of the X^2 signal, as computed from a master equation simulation. The initial state with $\bar{n}=1$ is shown in **a**. As the state evolves, negativity appears in the Wigner function. This is illustrated in **b** at time $t = 6.4 \times 2\pi/\omega_M$. This state may be compared with the canonical cat-state of $|\psi\rangle = (|3/\sqrt{2}\rangle + |-3/\sqrt{2}\rangle)/\sqrt{2}$, shown in **c**. See Supplementary Movie 1 for an animation of the Wigner function time evolution at intermediate times. Figures (c,d) show the effect of phonon number decoherence on an initial even cat state. Notably after tracing over a strong phonon number measurement (**d**) negativity is still preserved in the Wigner function. Further details of both the master equation simulation and analysis of the decoherence processes are contained in the Supplementary Information.

(MiM) approach¹⁰. In the latter approach, a mechanically vibrating element is appropriately placed within an optical standing wave in a cavity to give a displacement-squared dispersive coupling of the form $H_{\text{int}}/\hbar = \mu_0 a^\dagger a (b + b^\dagger)^2$, where μ_0 is the zero-point quadratic coupling rate. This interaction, when operating in the resolved sideband regime, in principle allows for the observation of quantum jumps in the mechanical phonon number. Experiments exhibiting this type of coupling include dielectric membrane systems^{10,25,26}, trapped cold atoms²⁷, trapped microspheres²⁸ or double-disk structures²⁹. However it should be noted that in these systems, quadratic coupling rates μ_0 are typically orders of magnitude smaller than attainable linear coupling rates g_0 .

In contrast to a displacement-squared Hamiltonian coupling, the scheme employed here gives an effective quadratic coupling rate of g_0^2/κ (ref. 12), which should be compared with μ_0 defined above. For the modest linear coupling achieved in the present work, we have a $g_0^2/2\pi\kappa = 2.2 \times 10^{-4}$ Hz. Crucially, since the coupling rate in our scheme scales as g_0^2 , substantial gains are possible by improving g_0 . For instance, the coupling rate for a state-of-the-art evanescently coupled nanostring-microcavity system as described in ref. 30 is $g_0^2/2\pi\kappa \simeq 5 \times 10^{-2}$ Hz and for a state-of-the-art electro-mechanical system³¹ is $g_0^2/2\pi\kappa \simeq 2 \times 10^{-1}$ Hz. Furthermore, other optical systems with exceptional linear coupling rates³² should have quadratic coupling rates using our scheme as high as 160 Hz. In comparison, a state-of-the-art MiM system as described in ref. 26 has a quadratic coupling rate of $\mu_0/2\pi = 6.0 \times 10^{-3}$ Hz. Thus a significantly larger effective quadratic coupling is possible using our protocol. Notably, the quadratic measurement rate resulting from this fundamental

coupling may be boosted by a coherent optical drive, which makes entering the quantum regime more feasible.

Requirements for non-classical behaviour. In all measurement-based quantum state preparation schemes, the measurement rate must dominate the sum of all decoherence process rates due to coupling of the system to the environment. In MiM displacement-squared coupling protocols, even in a zero-temperature environment, this introduces the challenging requirement of single-photon strong coupling ($g_0/\kappa > 1$)¹¹. By contrast, our scheme offers a route to relax this stringent criterion. In our scheme, when state conditioning is performed with only the quadratic motion component of the detected signal, decoherence from the linearized radiation-pressure noise on the mechanics precludes non-classical state generation outside of a single-photon strong coupling regime, similar to MiM (Supplementary Note 6). However, by including feed-back, this form of decoherence can, in the limit of perfect detection efficiency, be completely eliminated (Supplementary Note 7). This is because the amplitude quadrature measurement records not only the X^2 mechanical motion, but also the optical intracavity amplitude fluctuations near the mechanical resonance frequency. Since these fluctuations drive the linearized radiation pressure back-action on the mechanics, suitable feed-back to the motion of the mechanical oscillator can cancel this radiation-pressure noise. Additionally, with this feed-back, the mechanical dynamics reduce to a similar form as with the displacement-squared dispersive Hamiltonian coupling. In the realistic case of imperfect detection efficiency η , the decoherence can be suppressed up to a factor of $1 - \eta$. This results in the coupling strength requirement $g_0^2/\kappa^2 > (1 - \eta)/2\eta$ to reach a quantum regime (see Supplementary Notes 7,9,10 and Supplementary Figs 3–5 which quantify the effect of decoherence arising from linear interactions). For example, with a detection efficiency of $\eta = 0.98$ the single-photon coupling rate need only be one tenth of the strong coupling requirement. Additionally, the quadratic measurement rate must dominate rethermalisation, that is, $4\eta N g_0^4/\kappa^3 > \gamma(\bar{n} + 1/2)$. Provided the coupling strength criterion is satisfied, rethermalisation can be made insignificant with only modest intracavity photon numbers in cryogenic systems.

Based on these criteria, the quantum regime of our scheme can be achieved with current atom-optomechanical systems. For instance, quantum superposition states of motion could immediately be implemented with the approach in ref. 33, provided the detection efficiency exceeds 10%. Furthermore, solid-state optomechanical devices have seen rapid gains in performance over the past decade, with both optical and microwave systems now operating within three orders of magnitude of the single-phonon strong coupling regime. For example, an effective coupling rate of $g_0/\kappa = 0.04$ has recently been achieved in a superconducting microwave optomechanical device³⁴, and with modest modifications, it is expected the system will approach the strong coupling regime. When $g_0/\kappa = 0.04$, the generation of quantum superposition states using our protocol requires detection efficiency on the order of 99.7%. However, with a one order of magnitude improvement in the coupling rate, the required detection efficiency drops to 76%, such that in combination with state of the art amplifiers³⁵, non-classical state generation using our protocol could be realised. A full list of parameters is provided in Supplementary Table 1.

Technical limitations may also play a role in the implementation of our protocol in a quantum regime. For example, fluctuations or offsets in the interferometer phase or cavity lock will result in linear coupling to the environment, and therefore an additional source of decoherence. Linear coupling can also be

introduced undesirably due to the presence of other mechanical modes in the system, which mix via the optical nonlinearity with the mode of interest. Indeed the sum beat between the two mechanical modes in Fig. 2a is observed as the +4.3 kHz peak in Fig. 2b. These additional linear decoherence channels are expected to be negligible compared with the decoherence due to linear radiation pressure back-action as detailed Supplementary Note 8. The currently un-utilised DC component of the homodyne signal constitutes an additional technical decoherence channel. However, unlike the decoherence mechanisms discussed above, this channel is nonlinear, carrying information about phonon number rather than mechanical position. This can be seen from the expansion of the quadratic motion in terms of the creation and annihilation operators, $X_M^2 = b^\dagger b + \frac{1}{2} + \frac{1}{2}(bb + b^\dagger b^\dagger)$, and identifying the number operator $n = b^\dagger b$ plus a constant as the DC part. As a result, loss of the DC information generates phase diffusion on the mechanical state. Somewhat strikingly, the non-classicality of states generated by X^2 measurement can in fact be quite robust against this form of decoherence. In Supplementary Note 9, the effect of phonon-number decoherence of an initial superposition state is analysed, showing that Wigner function negativity is preserved even in the presence of a complete loss of phonon number information to the environment. This result is illustrated in Fig. 4c,d and in further detail in Supplementary Fig. 6.

Quantum trajectory simulation. Finally, to elucidate the precise effect of the combination of all identified decoherence processes on the state conditioned via continuous quadratic measurement, a master equation simulation of our system was performed. The results for a particular trajectory are briefly summarized in the Wigner functions presented in Fig. 4a,b. Shown in Fig. 4a is an initial thermal state of the mechanical oscillator. After a period of continuous measurement of the AC component of X_M^2 , and in the presence of DC and thermal decoherence, this initially symmetric Gaussian state evolves into a non-Gaussian bimodal quantum state, exhibiting Wigner negativity near the origin, as shown in Fig. 4b. See Supplementary Movie 1 for an animation of the Wigner function time evolution. Notably, qualitatively similar states have previously been shown to form in a different system under continuous position-squared measurement and conditioning¹³. The states prepared by our protocol exhibit many of the properties of the canonical Schrödinger cat state of Fig. 4c and are highly non-classical. As a result, even in the presence of the identified decoherence mechanisms, we can conclude our protocol can give rise to interesting non-classical states. We would like to highlight that initialization of the mechanical oscillator near its ground state is not required to generate non-classical mechanical states. This insensitivity to initial thermal occupation is because the continuous position-squared measurement also serves to purify the state. Further details of our simulation are found in Supplementary Note 10 and Supplementary Figs 7 and 8.

Discussion

To summarize, by exploiting the nonlinearity inherent in the radiation-pressure interaction, we report nonlinear measurement of thermo-mechanical motion in an optomechanical system. Utilising the measurement of displacement-squared motion, we demonstrate the first measurement-based state preparation of mechanical non-Gaussian states. Furthermore, we propose a method using feed-back to extend this protocol to a quantum regime without requiring single-photon strong coupling. Favourable scaling of the coupling rate in our approach makes realistic the possibility of observing the displacement-squared fluctuations

at the level of the mechanical ground state in the near future. With sufficiently high detection efficiency, this would allow for mechanical quantum superposition state preparation. As a result, this experiment paves the way for quantum non-Gaussian state preparation of mechanical motion via measurement with applicability to a number of other physical systems, such as cold atoms³³, atomic spin ensembles³⁶, optomechanical systems³² and superconducting microwave circuits^{31,34,37,38}.

Methods

Linear calibration procedure. We determine the evanescent optomechanical coupling by displacing the nanostring by a known distance using a piezoelectric element and measuring the resulting frequency shift on the optical resonance. The frequency shift is calibrated via modulation of known frequency applied to the laser. We then establish the response of the homodyne by sweeping the laser detuning over the optical resonance and measuring the slope of the phase response. This parameter combined with the previously determined optomechanical coupling rate gives the total response of the combined cavity interferometer system ($V \text{ nm}^{-1}$), allowing direct calibration of the time domain data (nm). We calibrate the response of our spectrum analyser by applying a test tone of known amplitude, which using the time domain calibration gives a spectral peak of known displacement spectral density.

Quadratic calibration procedure. Frequency domain calibration of the quadratic measurement is performed by ensuring the calibrated RMS displacement, obtained from the linear measurement, which is consistent with the noise power of the $2\omega_M$ peak, in accordance with the Isserlis-Wick theorem. In the time domain, a simple regression is used between the square of the linear measurement (\bar{X}) and the quadratic measurement ($\bar{X}_{2\omega}^2$). We verify that these procedures are consistent, to within known uncertainties, with one another and with the value of $\lambda^2 \bar{n}$ computed from the independently measured system parameters.

State conditioning. From the continuously acquired data, estimates of the quadratures at $2\omega_M$ (ω_M) are obtained with the use of causal (acausal) decaying exponential filters, to time separate the conditioning and read-out phases. From the filtered data at each discrete time step, we rotate the vector $\{\bar{P}, \bar{Q}\}$ by an angle 2ϕ , such that a new vector $\{\bar{P}^{2\phi}, \bar{Q}^{2\phi}\} = \{(\bar{P}^2 + \bar{Q}^2)^{\frac{1}{2}}, 0\}$ is obtained. The simultaneously acquired linear data $\{\bar{X}, \bar{Y}\}$ is then rotated through the half angle, ϕ , to obtain $\{\bar{X}^\phi, \bar{Y}^\phi\} = \{\bar{X} \cos(\phi) + \bar{Y} \sin(\phi), \bar{Y} \cos(\phi) - \bar{X} \sin(\phi)\}$. For state preparation, the rotated linear data is conditioned on the value of $\bar{P}^{2\phi}$, which is proportional to $\frac{1}{2}(\bar{X}^\phi)^2$. We choose a conditioning window four times smaller than the quadratic measurement uncertainty. When the conditioning criterion is satisfied, the state is read-out using the rotated linear data $\{\bar{X}^\phi, \bar{Y}^\phi\}$. All the data presented here have been generated from three 4 s blocks of sampled homodyne output.

References

- Deléglise, S. *et al.* Reconstruction of non-classical cavity field states with snapshots of their decoherence. *Nature* **455**, 510 (2008).
- Ourjoumtsev, A., Jeong, H., Tualle-Brouiri, R. & Grangier, P. Generation of optical Schrödinger cats from photon number states. *Nature* **448**, 784 (2007).
- Bimbarb, E., Jain, N., MacRae, A. & Lvovsky, A. I. Quantum-optical state engineering up to the two-photon level. *Nat. Photon.* **4**, 243–247 (2010).
- Risté, D. *et al.* Deterministic entanglement of superconducting qubits by parity measurement and feedback. *Nature* **502**, 350–354 (2013).
- Knill, E., Laflamme, R. & Milburn, G. J. A scheme for efficient quantum computation with linear optics. *Nature* **409**, 46–52 (2001).
- Aspelmeyer, M., Kippenberg, T. J. & Marquardt, F. Cavity optomechanics. *Rev. Mod. Phys.* **86**, 1391 (2014).
- Vanner, M. R. *et al.* Pulsed quantum optomechanics. *Proc. Natl Acad. Sci. USA* **108**, 16182–16187 (2011).
- Vanner, M. R., Hofer, J., Cole, G. D. & Aspelmeyer, M. Cooling-by-measurement and mechanical state tomography via pulsed optomechanics. *Nat. Commun.* **4**, 2295 (2013).
- Szorkovszky, A. *et al.* Strong thermomechanical squeezing via weak measurement. *Phys. Rev. Lett.* **110**, 183401 (2013).
- Thompson, J. D. *et al.* Strong dispersive coupling of a high-finesse cavity to a micromechanical membrane. *Nature* **452**, 72–75 (2008).
- Miao, H., Danilishin, S., Corbitt, T. & Chen, Y. Standard quantum limit for probing mechanical energy quantization. *Phys. Rev. Lett.* **103**, 100402 (2009).
- Vanner, M. R. Selective linear or quadratic optomechanical coupling via measurement. *Phys. Rev. X* **1**, 021011 (2011).
- Jacobs, K., Tian, L. & Finn, J. Engineering superposition states and tailored probes for nanoresonators via open-loop control. *Phys. Rev. Lett.* **102**, 057208 (2009).

14. Ghirardi, G. C., Rimini, A. & Weber, T. Unified dynamics for microscopic and macroscopic systems. *Phys. Rev. D* **34**, 470–491 (1986).
15. Diósi, L. Models for universal reduction of macroscopic quantum fluctuations. *Phys. Rev. A* **40**, 1165–1174 (1989).
16. Penrose, R. On gravity's role in quantum state reduction. *Class. Quantum Gravity* **28**, 581–600 (1996).
17. Klecker, D. *et al.* Creating and verifying a quantum superposition in a micro-optomechanical system. *N. J. Phys.* **10**, 095020 (2008).
18. Romero-Isart, O. Quantum superposition of massive objects and collapse models. *Phys. Rev. A* **84**, 052121 (2011).
19. Blencowe, M. P. Effective field theory approach to gravitationally induced decoherence. *Phys. Rev. Lett.* **111**, 021302 (2013).
20. Børkje, K., Nunnenkamp, A., Teufel, J. D. & Girvin, S. M. Signatures of nonlinear cavity optomechanics in the weak coupling regime. *Phys. Rev. Lett.* **111**, 053603 (2013).
21. Hudson, R. L. When is the wigner quasi-probability density non-negative? *Rep. Math. Phys.* **6**, 249–252 (1974).
22. Anetsberger, G. *et al.* Near-field cavity optomechanics with nanomechanical oscillators. *Nat. Phys.* **5**, 909–914 (2009).
23. Schmid, S., Jensen, K. D., Nielsen, K. H. & Boisen, A. Damping mechanisms in high-Q micro and nanomechanical string resonators. *Phys. Rev. B* **84**, 165307 (2011).
24. O'Connell, A. D. *et al.* Quantum ground state and single-phonon control of a mechanical resonator. *Nature* **464**, 697–703 (2010).
25. Sankey, J. C., Yang, C., Zwickl, B. M., Jayich, A. M. & Harris, J. G. E. Strong and tunable nonlinear optomechanical coupling in a low-loss system. *Nat. Phys.* **6**, 707–712 (2010).
26. Flowers-Jacobs, N. E. *et al.* Fiber-cavity-based optomechanical device. *Appl. Phys. Lett.* **101**, 221109 (2012).
27. Purdy, T. P. *et al.* Tunable cavity optomechanics with ultracold atoms. *Phys. Rev. Lett.* **105**, 133602 (2010).
28. Li, T., Kheifets, S. & Raizen, M. G. Millikelvin cooling of an optically trapped microsphere in vacuum. *Nat. Phys.* **7**, 527 (2011).
29. Lin, Q., Rosenberg, J., Jiang, X., Vahala, K. J. & Painter, O. Mechanical oscillation and cooling actuated by the optical gradient force. *Phys. Rev. Lett.* **103**, 103601 (2009).
30. Anetsberger, G. *et al.* Cavity optomechanics and cooling nanomechanical oscillators using microresonator enhanced evanescent near-field coupling. *Comptes Rendus Phys.* **12**, 800–816 (2011).
31. Teufel, J. D. *et al.* Sideband cooling of micromechanical motion to the quantum ground state. *Nature* **475**, 359–363 (2011).
32. Safavi-Naeini, A. H. *et al.* Squeezed light from a silicon micromechanical resonator. *Nature* **500**, 185–189 (2013).
33. Brennecke, F., Ritter, S., Donner, T. & Esslinger, T. Cavity optomechanics with a Bose-Einstein condensate. *Science* **322**, 235–238 (2008).
34. Pirkkalainen, J.-M. *et al.* Cavity optomechanics mediated by a quantum two-level system. *Nat. Commun.* **6**, 6981 (2015).
35. Macklin, C. *et al.* A near quantum-limited Josephson traveling-wave parametric amplifier. *Science* **350**, 307–310 (2015).
36. Hammerer, K., Sørensen, A. S. & Polzik, E. S. Quantum interface between light and atomic ensembles. *Rev. Mod. Phys.* **82**, 1041 (2010).
37. Hatridge, M. *et al.* Quantum back-action of an individual variable-strength measurement. *Science* **339**, 178–181 (2013).
38. Murch, K. W., Weber, S. J., Macklin, C. & Siddiqi, I. Observing single quantum trajectories of a superconducting quantum bit. *Nature* **502**, 211–214 (2013).

Acknowledgements

We would like to thank K.E. Khosla, G.J. Milburn and T.M. Stace for useful discussion. This research was supported primarily by the ARC CoE for Engineered Quantum Systems (CE110001013). M.R.V. acknowledges support provided by an ARC Discovery Project (DP140101638). P.E.L., S.S. and A.B. acknowledge funding from the Villum Foundation VKR Centre of Excellence NAMEC (Contract No. 65286) and Young Investigator Programme (Project No. VKR023125).

Author contributions

G.A.B. and M.R.V. contributed equally to this work. This quadratic measurement research programme was conceived by M.R.V. with refinements from G.A.B. and W.P.B. The optomechanical evanescent coupling set-up was designed by G.A.B. and W.P.B. with later input from M.R.V. G.A.B. was the main driving force behind building the experiment and performing the data analysis with important input from M.R.V. and W.P.B. Micro-fabrication of the SiN nanostring mechanical resonators was performed by P.E.L., S.S. and A.B. This manuscript was written by M.R.V. and G.A.B. with important contributions from W.P.B. Overall laboratory leadership was provided by W.P.B. and substantial supervision for this project was performed by M.R.V.

Additional information

Supplementary Information accompanies this paper at <http://www.nature.com/naturecommunications>

Competing financial interests: The authors declare no competing financial interests.

Reprints and permission information is available online at <http://npg.nature.com/reprintsandpermissions/>

How to cite this article: Brawley, G. A. *et al.* Nonlinear optomechanical measurement of mechanical motion. *Nat. Commun.* 7:10988 doi: 10.1038/ncomms10988 (2016).



This work is licensed under a Creative Commons Attribution 4.0 International License. The images or other third party material in this article are included in the article's Creative Commons license, unless indicated otherwise in the credit line; if the material is not included under the Creative Commons license, users will need to obtain permission from the license holder to reproduce the material. To view a copy of this license, visit <http://creativecommons.org/licenses/by/4.0/>